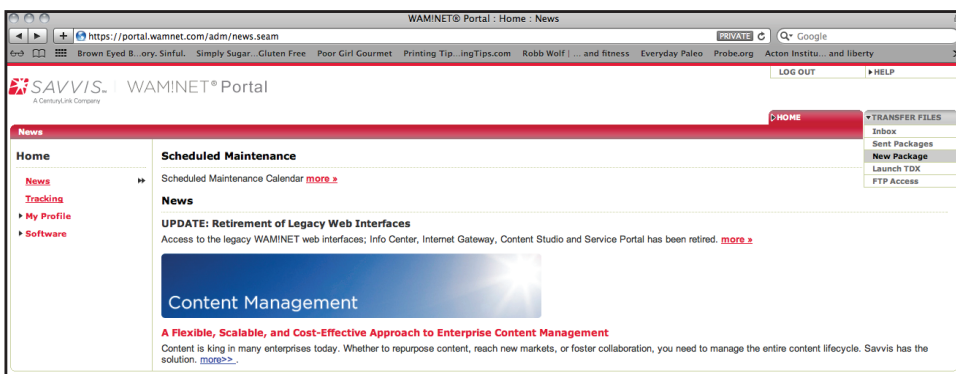
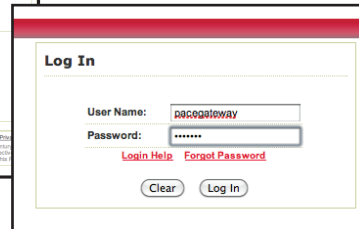
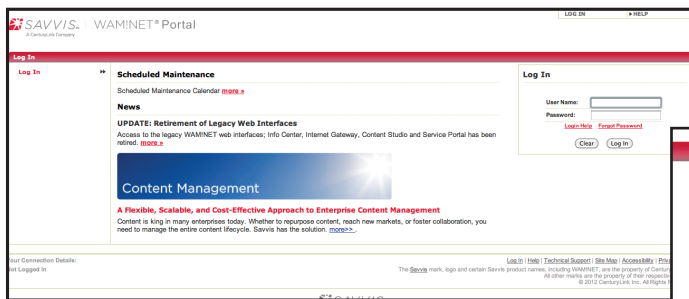


Internet Gateway Instructions

Go to <http://pace.wamnet.com> to log in to the Internet Gateway. Upon reaching the home page, enter the username and password provided below.

USERNAME = pacegateway
PASSWORD = wamprod



Once you have successfully logged in: On the right hand side of your screen, click on the tab named **“TRANSFER FILES”** and select **“New Package.”**

Now you are ready to select your file and fill out a job ticket which gives us important details about your ad.

Click on the **“Choose File”** button and navigate to your file. Select the file to be uploaded.

Proceed down the screen and click on the **“Complete Job Ticket”** button.

Fill out all information. Select **“Amy Zuker”** in the **“Who the materials are for”** pop-up menu. Click **“Submit.”**

This will take you back to the main submission window. Choose the **“Submit”** button and wait for your successful upload message and confirmation number!

